

vtech[®]
baby


Instruction Manual

Take Me With You Zebra™



INTRODUCTION

Thank you for purchasing the **Take Me With You Zebra™**. This soft, musical zebra is the perfect take-along toy. Shake to hear silly sounds and music, then cuddle to explore multiple textures. It's entertainment on the go!



INCLUDED IN THE PACKAGE

- Take Me With You Zebra™
- Quick Start Guide

WARNING

All packing materials, such as tape, plastic sheets, packaging locks, removable tags, cable ties, cords and packaging screws are not part of this toy, and should be discarded for your child's safety.

NOTE

Please save this Instruction Manual as it contains important information.

ATTENTION

Pour la sécurité de votre enfant, débarrassez-vous de tous les produits d'emballage tels que rubans adhésifs, feuilles de plastique, attaches, étiquettes et vis d'emballage. Ils ne font pas partie du jouet.


NOTE

Il est conseillé de sauvegarder ce guide d'instructions car il comporte des informations importantes.

GETTING STARTED

Battery Removal and Installation

1. Make sure the unit is turned **Off**.
2. Find the battery cover located on the bottom of the electronic module, use a screwdriver to loosen the screw, and then open the battery cover.
3. Remove old batteries by pulling up on one end of each battery.
4. Install 2 new AAA (AM-4/LR03) batteries following the diagram inside the battery box. (For best performance, alkaline batteries or fully charged Ni-MH rechargeable batteries are recommended.)
5. Replace the battery cover and tighten the screw to secure.





WARNING:

Adult assembly required for battery installation.
Keep batteries out of reach of children.



ATTENTION :

Les piles ou accumulateurs doivent être installés par un adulte.
Tenir les piles ou accumulateurs hors de portée des enfants.

IMPORTANT: BATTERY INFORMATION

- Insert batteries with the correct polarity (+ and -).
- Do not mix old and new batteries.
- Do not mix alkaline, standard (carbon-zinc) or rechargeable batteries.
- Only batteries of the same or equivalent type as recommended are to be used.
- Do not short-circuit the supply terminals.
- Remove batteries during long periods of non-use.
- Remove exhausted batteries from the toy.
- Dispose of batteries safely. Do not dispose of batteries in fire.

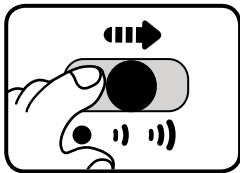
RECHARGEABLE BATTERIES

- Remove rechargeable batteries (if removable) from toy before charging.
- Rechargeable batteries are only to be charged under adult supervision.
- Do not charge non-rechargeable batteries.

PRODUCT FEATURES

1. On/Off/Volume Selector

To turn the unit **On**, slide the **On/Off/Volume Selector** located on the electronic module to the Low volume (|) or High volume (||) position. You will hear a phrase, a sound and a song. To turn the unit **Off**, slide the **On/Off/Volume Selector** to the **Off** ● position.



2. Automatic Shut-Off

To preserve battery life, the **Take Me With You Zebra™** will automatically shut off after approximately 25 seconds without input. The unit can be turned on again by pressing any button.

NOTE

If the unit powers down or if the light fades out during play, please install a new set of batteries.

IMPORTANT NOTE

Please remove the plastic film from the mirror and discard before use.

ACTIVITIES

1. Soft Buttons

Press one of the **Soft Buttons** to learn about colors, numbers and counting, and hear cute sounds, songs and music. The light will flash with the sounds.



2. Motion Sensor

Jiggle the zebra to activate the motion sensor and hear fun sounds, playful phrases, and tunes. The light will flash with the sounds.



MELODIES

1. Sur le pont d'Avignon
2. Ride a Cock Horse to Banbury Cross
3. Little Miss Muffet
4. Skip to My Lou
5. Jack Be Nimble
6. The Green Grass Grew All Around
7. Pat-a-Cake
8. Looby Loo
9. Diddle, Diddle, Dumpling
10. Oats, Peas, Beans and Barley Grow
11. Humpty Dumpty
12. Listen to the Mockingbird
13. A-Tisket, A-Tasket
14. Itsy, Bitsy Spider
15. Good Morning, Merry Sunshine

SONG LYRICS

Song 1

I'm a zebra, all black and white.
I have stripes, twirling and swirling,
All around me!

Song 2

I'm a zebra,
Won't you come play with me!
I like to talk and laugh, I like to sing out loud.
I've got stripes, black and white,
From my head to tail, I'm quite a sight.
Play with me, and we'll have lots of fun today!

Song 3

I'm a zippy, zippy zebra,
I like to run and play all day!
I'm unique, there's no one else like me,
We are all special in our own fun way!

CARE & MAINTENANCE

1. Keep the unit clean by wiping it with a slightly damp cloth.
2. Keep the unit out of direct sunlight and away from any direct heat sources.
3. Remove the batteries if the unit will not be in use for an extended period of time.
4. Do not drop the unit on hard surfaces and do not expose the unit to moisture or water.

TROUBLESHOOTING

If for some reason the unit stops working or malfunctions, please follow these steps:

1. Turn the unit **Off**.
2. Interrupt the power supply by removing the batteries.
3. Let the unit stand for a few minutes, then replace the batteries.
4. Turn the unit **On**. The unit should now be ready to use again.
5. If the unit still does not work, install a new set of batteries.

IMPORTANT NOTE:

If the problem persists, please call our **Consumer Services Department** at **1-800-521-2010** in the U.S. or **1-877-352-8697** in Canada, or by going to our website at **vtechkids.com** and filling out our **Contact Us** form located under the **Customer Support** link. Creating and developing **VTech®** products is accompanied by a responsibility that we take very seriously. We make every effort to ensure the accuracy of the information, which forms the value of our products. However, errors sometimes can occur. It is important for you to know that we stand behind our products and encourage you to contact us with any problems and/or suggestions that you might have. A service representative will be happy to help you.

CAUTION

Changes or modifications not expressly approved by the party responsible for compliance could void the user's authority to operate the equipment.

NOTE

This equipment has been tested and found to comply with the limits for a Class B digital device, pursuant to Part 15 of the FCC Rules. These limits are designed to provide reasonable protection against harmful interference in a residential installation. This equipment generates, uses and can radiate radio frequency energy and, if not installed and used in accordance with the instructions, may cause harmful interference to radio communications. However, there is no guarantee that interference will not occur in a particular installation. If this equipment does cause harmful interference to radio or television reception, which can be determined by turning the equipment off and on, the user is encouraged to try to correct the interference by one or more of the following measures:

- Reorient or relocate the receiving antenna.
- Increase the separation between the equipment and receiver.
- Connect the equipment into an outlet on a circuit different from that to which the receiver is connected.
- Consult the dealer or an experienced radio/TV technician for help.

Supplier's Declaration of Conformity

47 CFR § 2.1077 Compliance Information

Trade Name: VTech®
Model: 5508
Product Name: Take Me With You Zebra™
Responsible Party: VTech Electronics North America, L.L.C.
Address: 1156 W. Shure Drive, Suite 200
Arlington Heights, IL 60004
Website: vtechkids.com

THIS DEVICE COMPLIES WITH PART 15 OF THE FCC RULES. OPERATION IS SUBJECT TO THE FOLLOWING TWO CONDITIONS: (1) THIS DEVICE MAY NOT CAUSE HARMFUL INTERFERENCE, AND (2) THIS DEVICE MUST ACCEPT ANY INTERFERENCE RECEIVED, INCLUDING INTERFERENCE THAT MAY CAUSE UNDESIRED OPERATION.

**Visit our website for more
information about our products,
downloads, resources and more.**

vtechkids.com
vtechkids.ca

Read our complete warranty policy online at
vtechkids.com/warranty
vtechkids.ca/warranty

